



# Sistem Pemerintahan

```
graph TD; A[Sistem Pemerintahan] --> B[Sistem Parlemerter]; A --> C[Sistem Presidensial]; A --> D[Campuran];
```

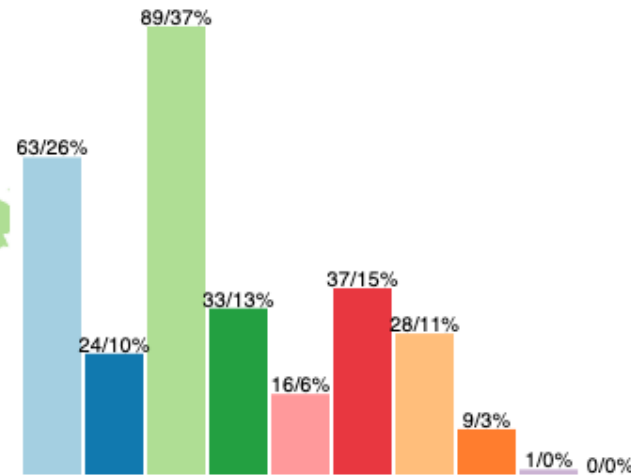
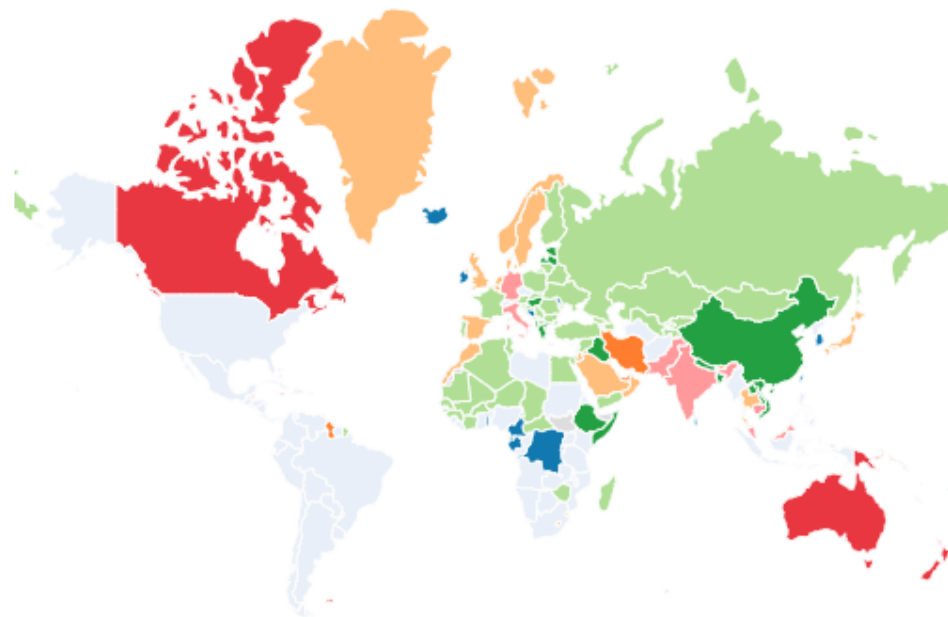
Sistem  
Parlemerter

Sistem  
Presidensial

Campuran

# Pemilihan Kepala Negara

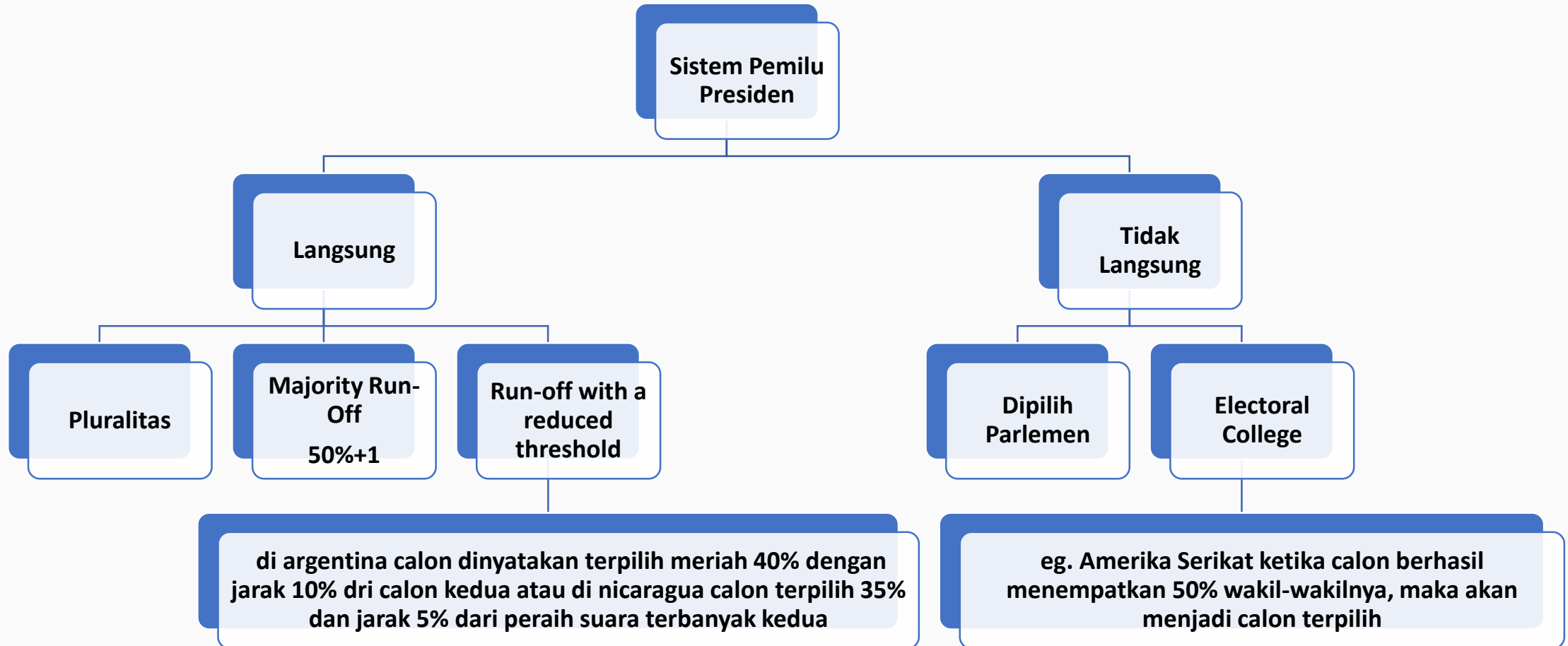
How is the Head of State selected?



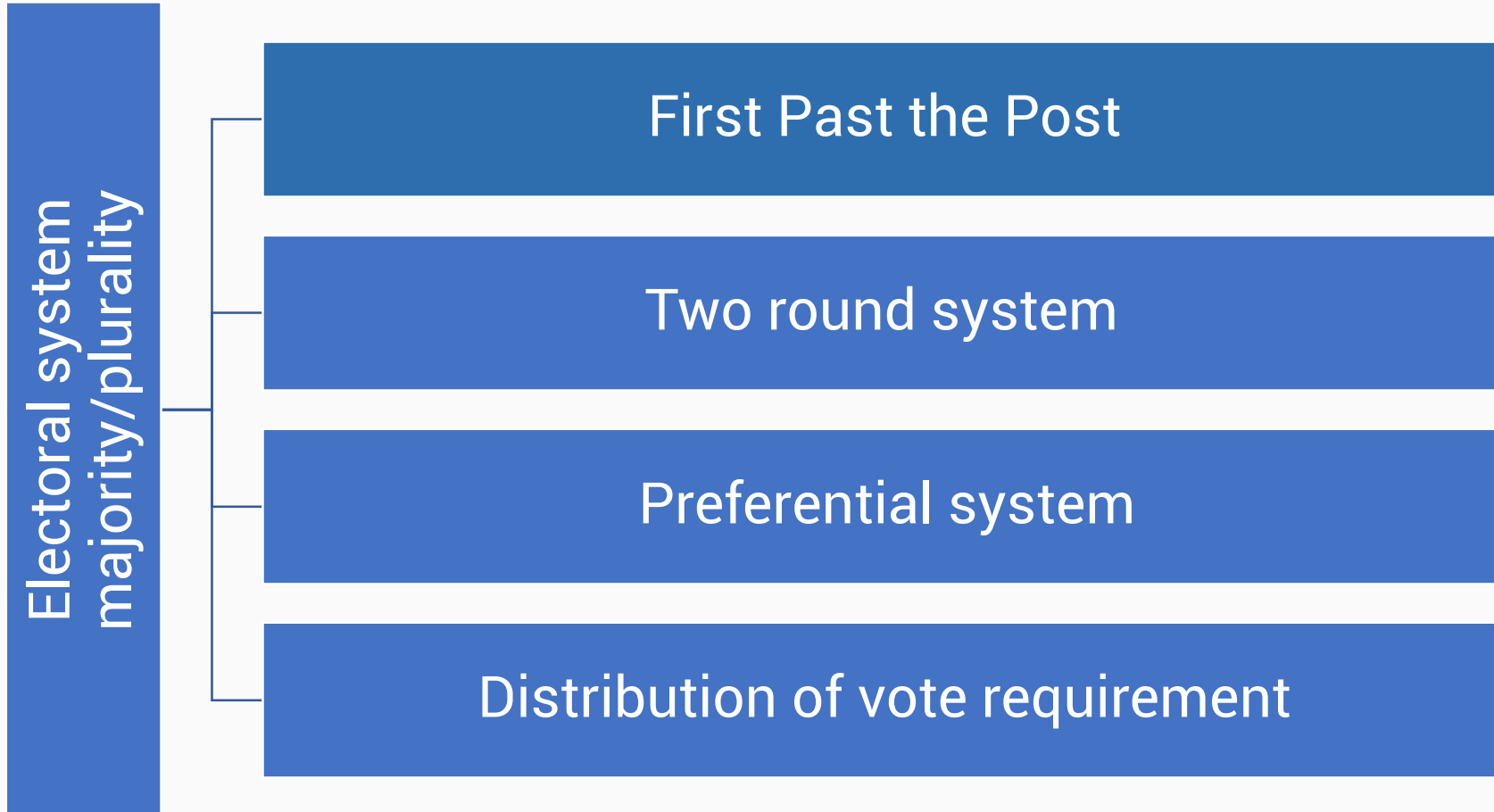
Choose a subject:

- a. Head of State is the Head of Government :
- b. Directly elected in general elections (simple majority) :
- c. Directly elected in general elections (absolute majority with 2nd round if necessary) :
- d. Indirectly elected by legislature :
- e. Elected by electoral college or committee :
- f. Inherited monarchy with a Governor appointed by the Monarch :
- g. Inherited monarchy :
- h. Other :
- i. No information available :
- j. Not applicable :
- multiple values:

# Tipologi Sistem Pemilu Presiden



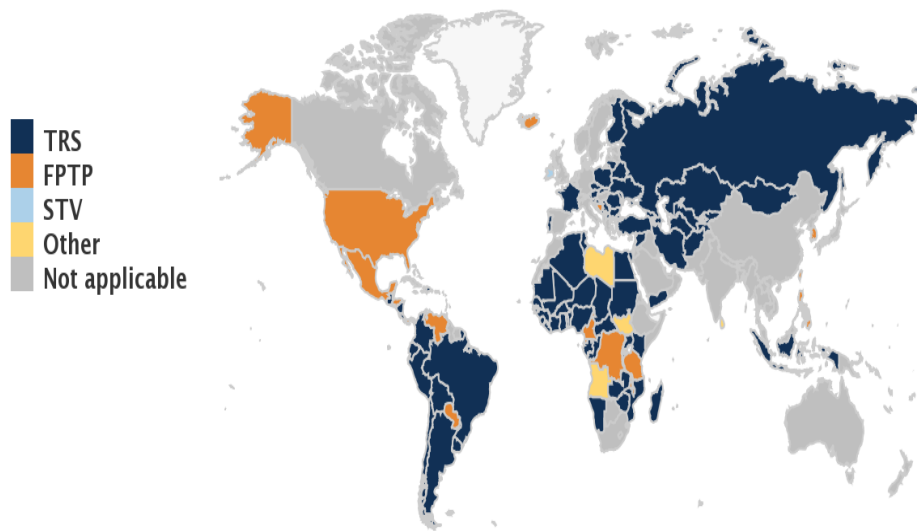
# Varian Sistem Pemilu Eskekutif



# Sistem Pemilu Presiden di Dunia

## Electoral system for the president

Electoral System Design Database



Continent	FPTP	TRS	STV	Not applicable	No data	Other	Countries researched
Africa	7 (12.7%)	35 (63.6%)	0 (0.0%)	10 (18.2%)	0 (0.0%)	3 (5.5%)	55
Americas	6 (13.3%)	14 (31.1%)	0 (0.0%)	25 (55.6%)	0 (0.0%)	0 (0.0%)	45
Asia	5 (10.4%)	16 (33.3%)	0 (0.0%)	26 (54.2%)	0 (0.0%)	1 (2.1%)	48
Europe	2 (3.9%)	21 (41.2%)	1 (2.0%)	27 (52.9%)	0 (0.0%)	0 (0.0%)	51
Oceania	1 (5.6%)	1 (5.6%)	0 (0.0%)	16 (88.9%)	0 (0.0%)	0 (0.0%)	18
Total	21	87	1	104	0	4	217

# Varian Formula Hitung di Sistem Pluralitas/Mayoritas

## Pluralitas atau mayoritas sederhana (*simple majority*)

$A > B > C > D > E$

\*A sebagai pemenang pemilu berapapun persentase suaranya, karena persentase suaranya terbesar.

Contoh: Pemilu DPR Amerika Serikat, Pemilu DPR Malaysia, dan Pilkada Indonesia (selain Pilkada DKI)

## Mayoritas atau mayoritas mutlak (*absolute majority*)

$A > B + C + D + E$

\*A sebagai pemenang pemilu dengan persentase suara **50%+**. Jika belum ada yang mencapai 50%+, lanjut putaran kedua.

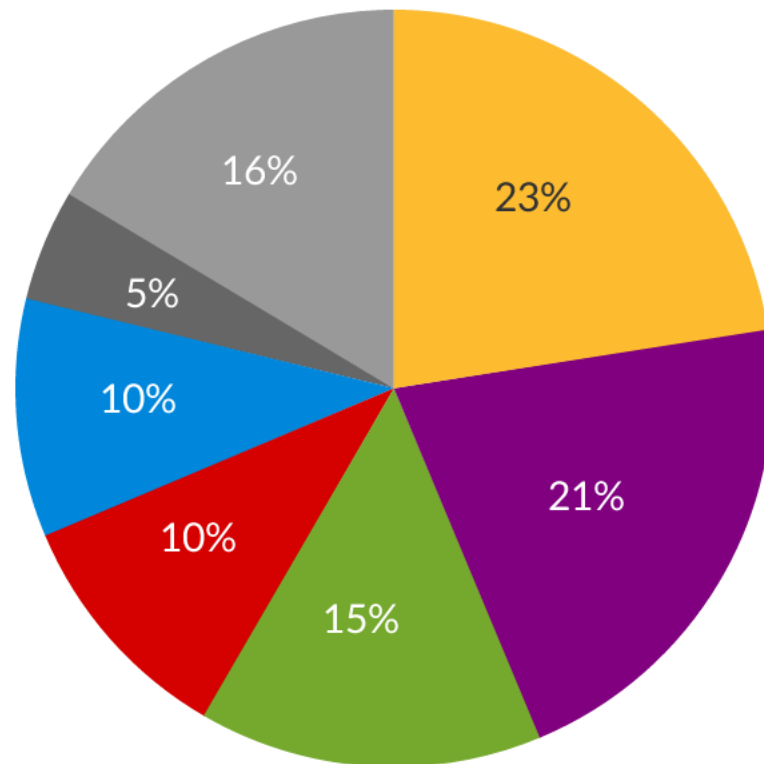
Contoh: Pemilu DPR Prancis, Pilkada DKI, dan Pemilu Presiden Indonesia

# Simulasi Formula Hitung Sistem Pluralitas/Simple Majority

A>B>C>D>E

\*A sebagai pemenang pemilu berapapun persentase suaranya, karena persentase suaranya terbesar.


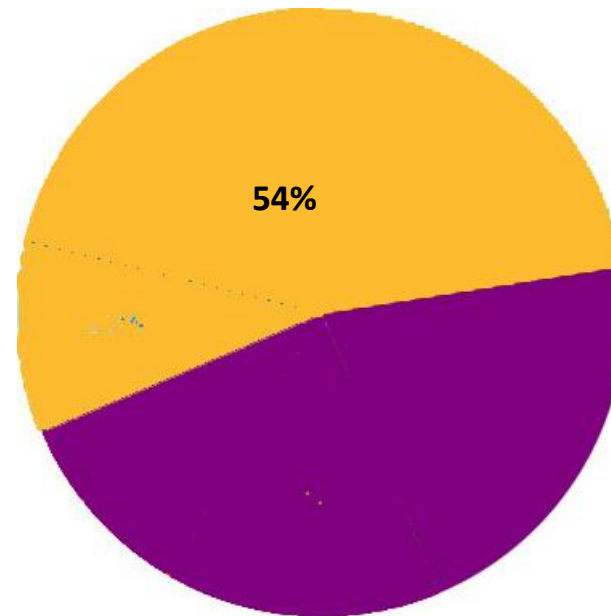
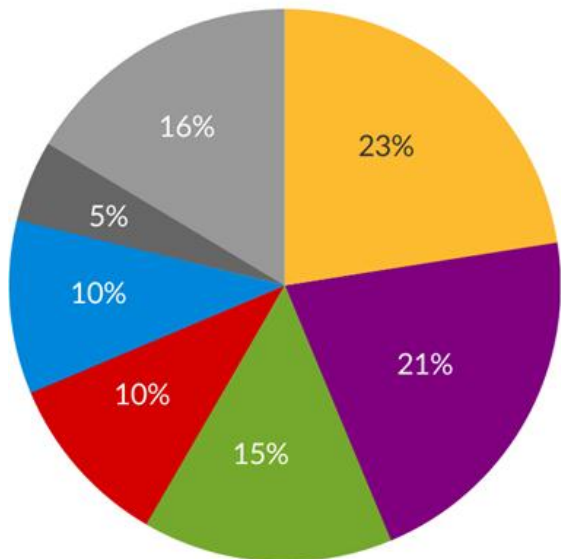
Contoh: Pemilu DPR Amerika Serikat, Inggris, dan Malaysia, atau Pilkada Indonesia (selain Pilkada DKI)



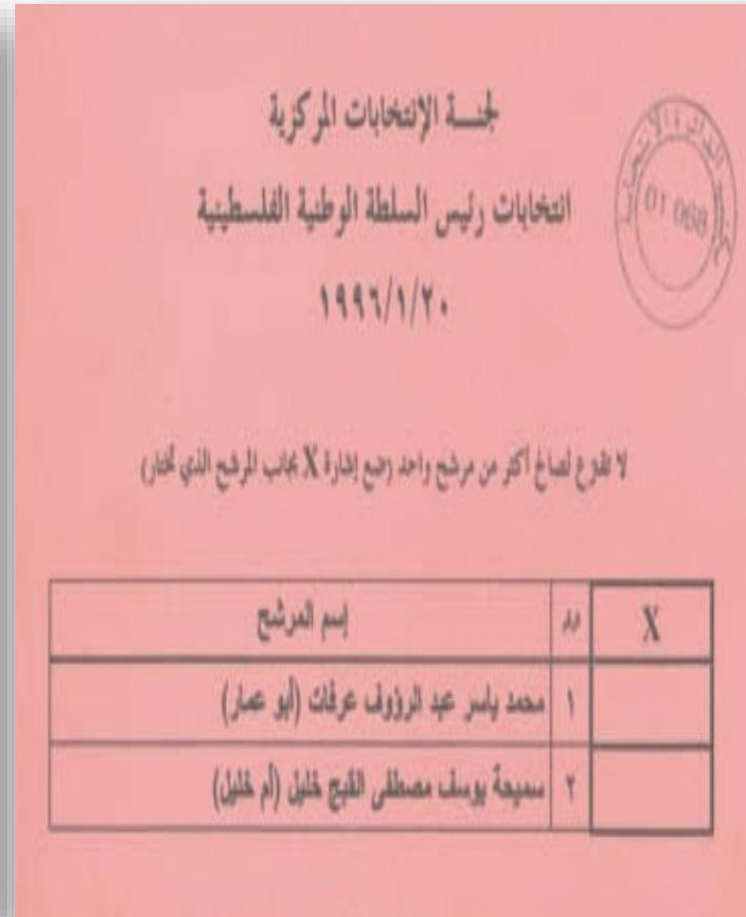

# Simulasi Formula Hitung Sistem (Absolute) Majority

$$A > B + C + D + E$$

\*A sebagai pemenang pemilu dengan persentase suara **50%+**. Jika belum ada yang mencapai 50%+, lanjut putaran kedua.



# First Past The Post



Sumber: Handbook of Electoral System Design, The International IDEA

Sumber: Google

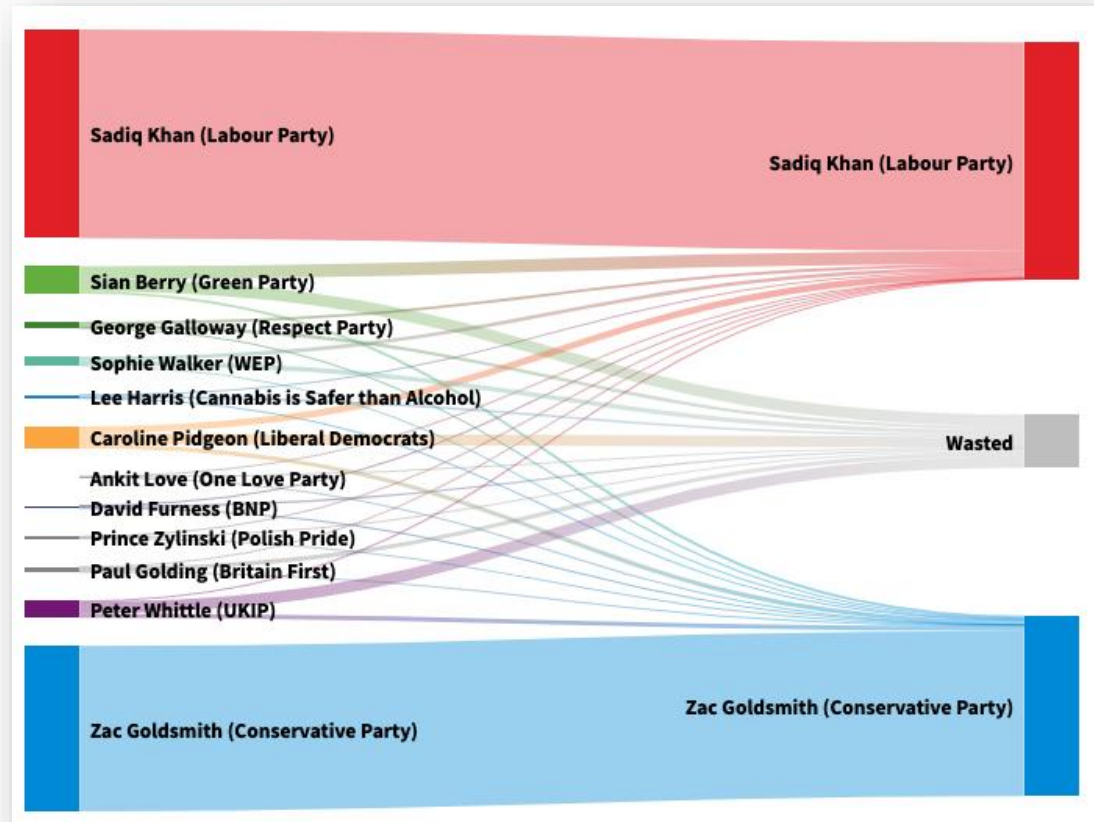


# Preferential Vote

**Election of the Mayor of London**

Vote once  in column A for your first choice, and  
Vote once  in column B for your second choice

	Column A first choice	Column B second choice
<b>BASWRA, Paresh</b> 2 The Cottages, Anytown XY8 9JG Liberal Democrats	<input type="checkbox"/>	<input type="checkbox"/>
<b>CRANLEY, Alana</b> 4 The Walk, Anytown XY9 5JJ Green Party	<input type="checkbox"/>	<input type="checkbox"/>
<b>EDGBASTON, Richard</b> (address in [relevant area]) Common Good	<input type="checkbox"/>	<input type="checkbox"/>
<b>GUNNIL-WALKER, Roger</b> 33 The Lane, Anytown XY6 3GD Labour Party	<input type="checkbox"/>	<input type="checkbox"/>
<b>SMITH, Catherine Angelina 21</b> The Grove, Anytown XY2 5JP Independent	<input type="checkbox"/>	<input type="checkbox"/>
<b>SMITH, Keith James</b> 3 The Road, Anytown XY3 4JN Conservative Party	<input type="checkbox"/>	<input type="checkbox"/>
<b>ZANUCK, George Henry</b> 17 The Parade, Anytown XY9 5KP United Kingdom Independence Party	<input type="checkbox"/>	<input type="checkbox"/>



# Distribution of Requirement

- ✓ Mensyaratkan kandidat mendapatkan persebaran suara yang merata selain mendapatkan suara mayoritas
- ✓ Tujuannya supaya suara tidak berkumpul di satu region, etnis tertentu
- ✓ Contoh: Indonesia, Kenya, Nigeria

# HOW TO BECOME PRESIDENT OF THE UNITED STATES

## U.S. CONSTITUTION'S REQUIREMENTS FOR A PRESIDENTIAL CANDIDATE

✓ NATURAL BORN CITIZEN

✓ MINIMUM AGE 35 YEARS

✓ U.S. RESIDENT 14 YEARS



## STEP 1 PRIMARIES AND CAUCUSES

There are many people who want to be President, each with their own ideas about how government should work.

People with similar ideas belong to the same political party, this is where primaries and caucuses come in.

Candidates from each political party campaign throughout the country to win the favor of their party members.



## STEP 2 NATIONAL CONVENTIONS

At each convention, the presidential candidate chooses a running mate (Vice Presidential candidate).

Each party holds a national convention to select a final presidential nominee.

IN A PRIMARY  
Party members vote for the best candidate that will represent them in the general election.

IN A CAUCUS  
Party members select the best candidate through a series of discussions and votes.

The presidential candidates campaign throughout the country to win the support of the general population.



## STEP 3 GENERAL ELECTION

People in every state across the country vote for one President and Vice President.

When people cast their vote, they are actually voting for a group of people called **electors**.

## STEP 4 ELECTORAL COLLEGE

In the electoral college system, each state gets a certain number of electors based on its representation in Congress.

Each elector casts one vote following the general election, and the candidate who gets more than half (270) wins.

The newly elected President and Vice President are inaugurated in January.

... And I approve this message.



538 ELECTORAL VOTES



270 VOTES

Based on 2010 Census



### DEFINITIONS

**Caucus:** A meeting of the local members of a political party to select delegates to the national party convention. A caucus is a substitute for a primary election.

**Delegate:** A person authorized to represent others as an elected representative to a political party conference.

**Electors:** A member of the electoral college.

**Electoral College:** The voters of each state, and the District of Columbia, vote for electors to be the authorized constitutional members in a presidential election.

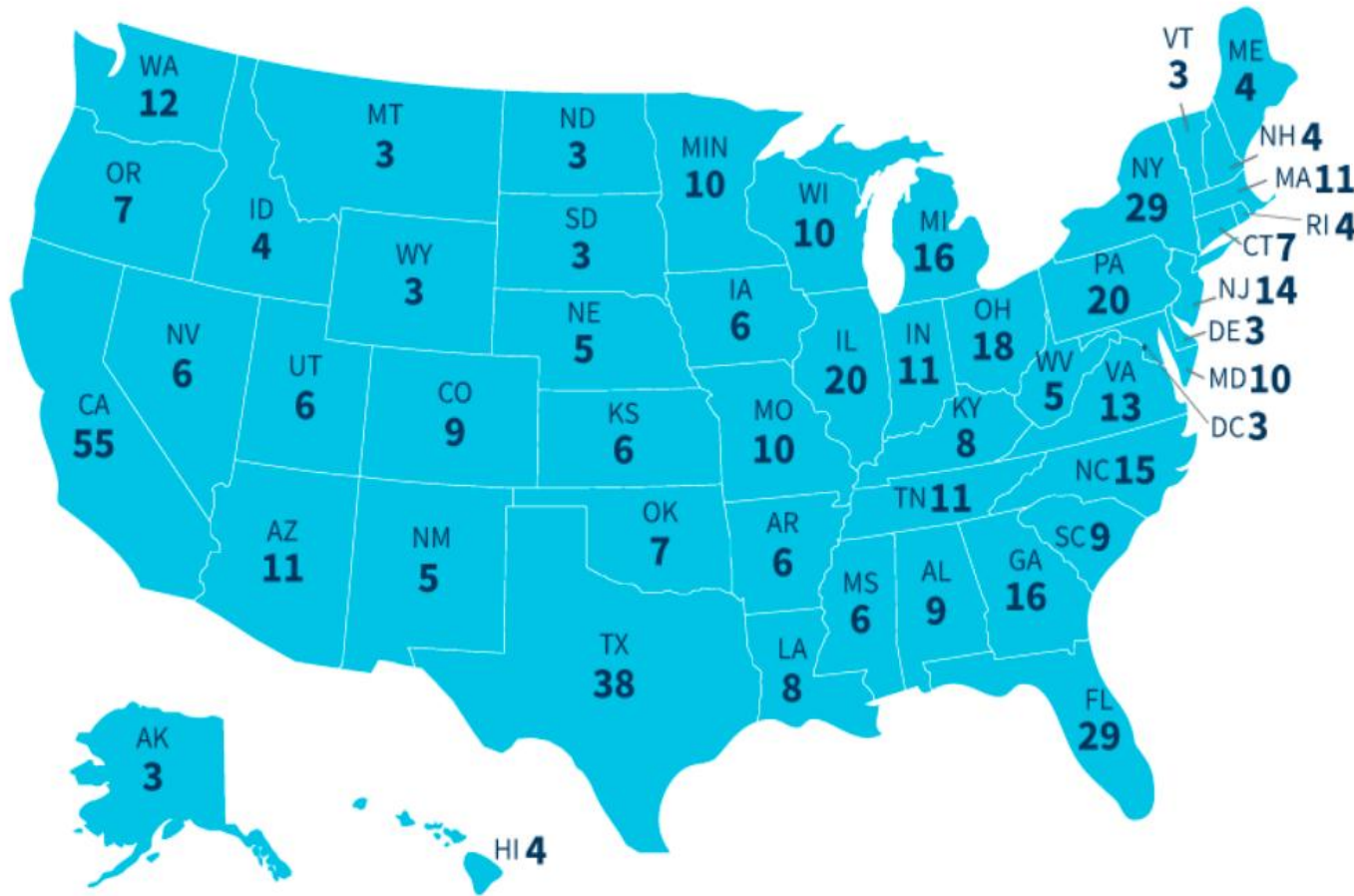
**Natural Born Citizens:** Someone born with U.S. citizenship includes any child born "in" the United States, the children of United States citizens born abroad, and those born abroad of one citizen parent.

**Primary:** An election where voters select candidates for an upcoming general election. Winning candidates will have delegates sent to the national party convention as their party's U.S. presidential nominee.

DESIGNED BY:  
Ibrahim Syed

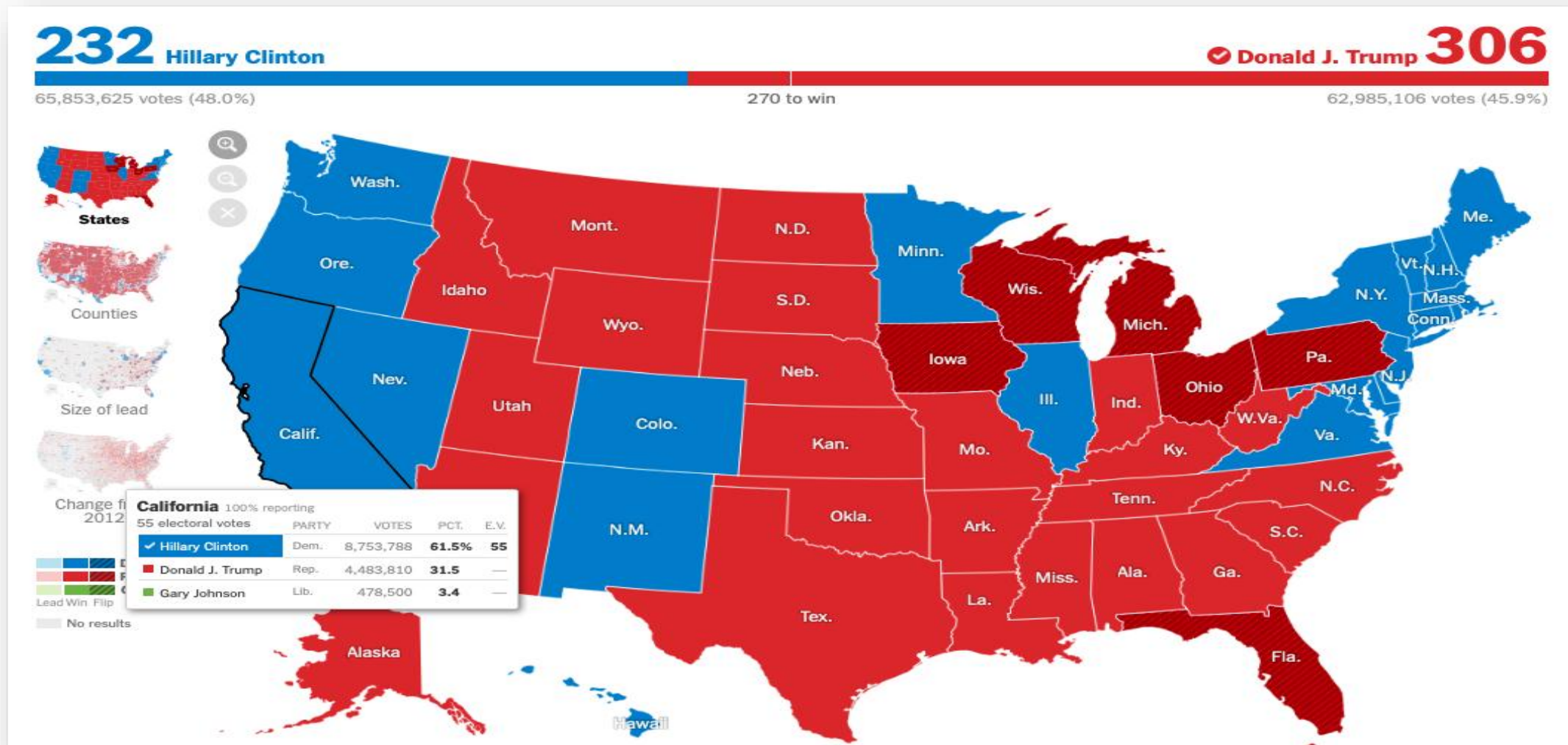
Revised: April 2016

# How electoral college work's?



- Choosing each State's electors is a two-part process.
  - First the political parties in each State choose slates of potential electors sometime before the general election.
  - Second, during the general election, the voters in each State select their State's electors by casting their ballots.
- The [Constitution doesn't require](#) electors to follow their state's popular vote, but it's rare for one not to
- **If the electors vote for President, why should I vote in the general election?**
  - When you vote for a Presidential candidate, you aren't actually voting for President. You are telling your State which candidate you want your State to vote for at the meeting of electors. The States use these general election results (also known as the popular vote) to appoint their electors.

# Hasil Pemilu Presiden Amerika Serikat 2016



# **Kaitan Sistem Pemilu Eksekutif dengan Penguatan Sistem Presidensial**

# Putusan MK 55/PUU-XVII/2019

## *3 Hal yang mendasari Putusan MK No. 55/PUU-XVII/2019*

1. Perdebatan para pengubah UUD 1945 atau original intent ketika amandemen;
2. **Penguatan sistem presidensial di Indonesia;** dan
3. Menelusuri makna pemilihan umum serentak dalam Putusan Mahkamah Konstitusi Nomor 14/PUU-XI/2013

# Sistem Pemilu Presiden dan Dampaknya di Pemilu Serentak

Jones, Mark P. (1995). *Electoral Laws and the Survival of Presidential Democracies*. Notre Dame: University of Notre Dame Press, menjelaskan ada beberapa variabel sistem pemilu yang mempengaruhi sistem presidensial multipartai:

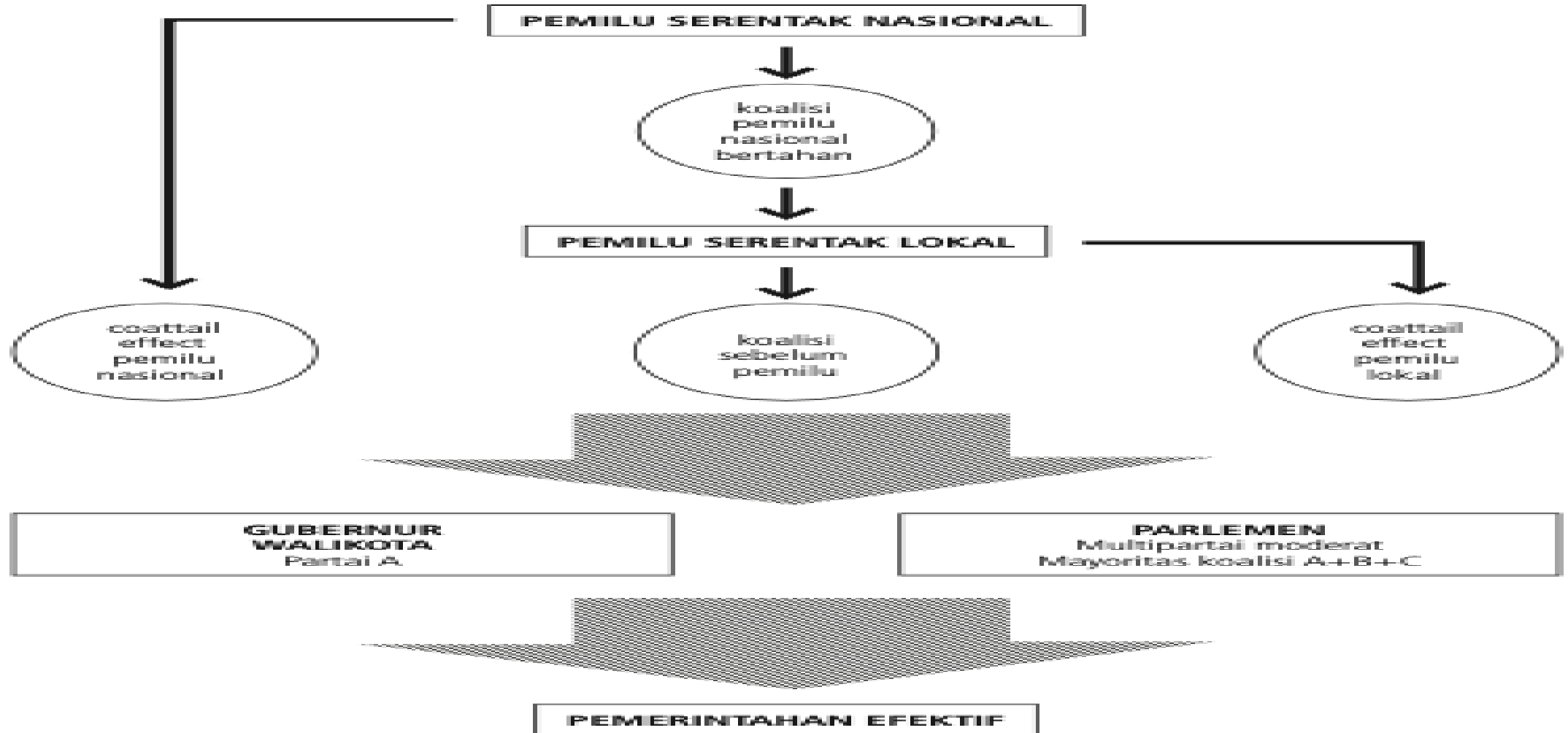
- Sistem Pemilu Presiden
- Sistem Pemilu legislatif
- Besaran daerah pemilihan
- Waktu penyelenggaraan pemilu (*concurrent/non-concurrent*)
- Jumlah kamar legislatif

# Sistem Pemilu Presiden & Dampaknya di Pemilu Serentak

Sistem Pemilu Presiden	Waktu Pelaksanaan Pemilu Legislatif dan Pemilu Presiden	
	Serentak(concurrent)	Terpisah(Non-Concurrent)
Plurality	Tingkat multipartai rendah. Keterkaitan yang tinggi antara pilpres dan pileg.	Tinggi multipartai. Tak ada kaitan pilpres dengan pileg.
Majority runoff	Tingkat multipartai moderat hingga tinggi. Keterkaitan yang tinggi antara pilpres dan pileg.	Sangat tinggi multipartai. Tak adan kaitan pilpres dan pileg.

Jones 1994, dalam Djayadi Hanan, *Memperkuat Presidensialisme Multipartai Indonesia: Pemilu Serentak, Sistem Pemilu, dan Sistem Kepartaian*, (diunduh dari <http://www.puskapol.ui.ac.id/wp-content/uploads/2015/02/Makalah-Djayadi-Hanan.pdf>, 2015), hlm.4

# Pengaruh Pemilu Serentak Nasional dan Pemilu Serentak Daerah Terhadap Governability Pemerintahan Lokal



**Tabel 2: ENPP di 34 negara sistem presidensial (1946 -2011)**

formula pemilu presiden / waktu pelaksanaan	data sampai dengan ...	
	1997	2011
plurality/serentak	2,77	3,23
mro/serentak	4,28	4,36
selisih plurality - mro	1,51	1,13
plurality/terpisah	3,59	3,80
mro/terpisah	5,22	4,73
selisih plurality - mro	1,63	0,93

Sumber: Nunes and Thies (2013)

# Sistem Pemilu Presiden & Dampaknya Terhadap Jumlah Calon

Studi Jones (1999) di 33 negara yang demokrasinya sudah terkonsolidasi sejak 1938-1997 sedikit atau banyaknya jumlah calon presiden dipengaruhi oleh dua hal: sistem pemilu presiden dan kehadiran petahana:

- Sistem *plurality* berkecenderungan untuk menghasilkan jumlah calon presiden yang jauh lebih sedikit dibandingkan dengan *majority runoff*. Prinsip *the winners takes all* dalam satu putaran, memaksa partai politik lebih memilih untuk mencalonkan presiden yang memiliki kadar kompetitif lebih tinggi (*viable*). Koalisi pencalonan dibangun sejak awal karena tidak ingin membuang tenaga dan menyia-nyaiakan kesempatan dalam mekanisme pemilihan satu putaran.
- Sistem *majority runoff* yang memberikan kesempatan kedua di putaran ke dua bagi partai politik untuk menata ulang formasi koalisinya untuk mencapai 50%+1. Sehingga pada putaran pertama calon presiden akan jauh lebih banyak dan terfragmentasi ke banyak partai

Faktor keikutsertaan petahana dalam bursa pemilihan untuk kedua kalinya ternyata ikut mereduksi banyaknya calon presiden

Jones, Mark Pyne. *Electoral Laws and the Effective Number of Candidates in Presidential Elections*, The Journal of Politics, Vol. 61, No. 1, pp. 171-184, 1999.

# Perbandingan Sistem Pemilu Presiden dan Jumlah Kandidat

Negara	Tanggal Pemilu	Sistem Pemilu Presiden		Jumlah Kandidat	Petahana	Presiden Terpilih
<b>Costa Rica</b>	Feb 2, 2014 (Putaran 1) Apr 6, 2014 (Putaran 2)	Majority run off	TRS	13 Kandidat di putaran 1	Tidak ikut serta	Luis Guillermo SOLÍS Rivera
<b>Guatemala</b>	Sept 6, 2015 (Putaran 1) Oct 25, 2015 (Putaran 2)	Majority run off	TRS	14 Kandidat di putaran 1	Tidak ikut serta	James Ernesto MORALES
<b>Honduras</b>	Nov 24, 2013	Plurality	FPTP	8 kandidat	Tidak ikut serta	Juan Orlando HERNÁNDEZ
<b>Mexico</b>	Jul 1, 2012	Plurality	FPTP	4 kandidat	Tidak ikut serta	Enrique PENA Nieto
<b>Panama</b>	May 4, 2014	Plurality	FPTP	7 kandidat	Tidak ikut serta	Juan Carlos VARELA
<b>Aregentina</b>	Oct 25, 2015	Majority run off	TRS	6 Kandidat	Tidak ikut serta	Mauricio MACRI
<b>Bolivia</b>	Oct 12, 2014	Majority run off	TRS	5 Kandidat	Ikut serta	Evo Morales
<b>Brazil</b>	Oct 5, 2014	Majority run off	TRS	3 Kandidat	Ikut serta	Dilma Vana ROUSSEFF
<b>Chile</b>	Nov 17, 2013	Majority run off	TRS	9 Kandidat	Tidak ikut serta	Michelle BACHELET
<b>Ecuador</b>	Feb 19, 2017	Majority run off	TRS	5 Kandidat	Tidak ikut serta	Lenin MORENO
<b>Paraguay</b>	Apr 21, 2013	Plurality	FPTP	5 Kandidat	Tidak ikut serta	Horacio CARTES
<b>Peru</b>	Apr 10, 2016	Majority run off	TRS	10 Kandidat	Tidak ikut serta	Pedro Pablo KUCZYNSKI
<b>Urugay</b>	Oct 26, 2014	Majority run off	TRS	6 kandidat	Tidak ikut serta	Tabre VAZQUEZ

# Perbandingan Dukungan Partai Presiden & ENPP

Negara	Partai Presiden	Sistem Pemilu Legislatif	Sistem Pemilu Presiden	Jumlah Kandidat	Petahana	DM	Jumlah Kursi Legislatif	Kursi Partai Presiden	Kursi Partai Lain	Jumlah Kursi Senat	Kursi Senat Partai Presiden	Kursi Senat Partai Lain	ENPP
Costa Rica	National Liberation Party / Partido Liberación Nacional (PLN)	PR (Closed list)	TRS	13 Kandidat di putaran 1	Tidak ikut serta	8.1	57	24	33				4.77
Guatemala	National Convergence Front / El Frente de Convergencia Nacional (FCN)	PR (Closed list)	TRS	14 Kandidat di putaran 1	Tidak ikut serta	6.6	158	11	147				6.07
Honduras	National Party of Honduras / Partido Nacional de Honduras (PNH)	PR (Open list)	FPTP	8 kandidat	Tidak ikut serta	7.1	128	48	80				3.58
Mexico	Institutional Revolutionary Party / Partido Revolucionario Institucional (PRI)	Mixed	FPTP	4 kandidat	Tidak ikut serta	1.0/40	500	203	297	128	58	70	4.14
Panama	Panameñista Party / Partido Panameñista (PP)	PR (Closed list)	FPTP	7 kandidat	Tidak ikut serta	1.8	71	12	59				3.01
Argentina	Let's Change / Cambiemos	PR (Closed list)	TRS	6 Kandidat	Tidak ikut serta	5.4	130	40	90	24	6	18	3.12
Bolivia	Movement Toward Socialism/Movimiento al Socialismo (MAS)	Mixed	TRS	5 Kandidat	Ikut serta	14.4	130	88	42	36	25	11	1.91
Brazil	Workers' Party / Partido dos Trabalhadores (PT)	PR (Open list)	TRS	3 Kandidat	Ikut serta	19.0	513	69	444	27	2	25	13.27
Chile	Socialist Party of Chile / Partido Socialista de Chile (PS), Koalisi Partai Politik New Majority	PR (Open list)	TRS	9 Kandidat	Tidak ikut serta	2.0	120	68	52	38	12	26	2.08
Ecuador	Country Alliance / Alianza Pais	PR (Open list)	TRS	5 Kandidat	Tidak ikut serta	4.5	137	74	63				2.60
Paraguay	Colorado Party / Partido Colorado	PR (Closed list)	FPTP	5 Kandidat	Tidak ikut serta	4.4	80	44	36	45	19	26	2.22
Peru	Peruvians for Change/Peruanos Por el Kambio	PR (Closed list)	TRS	10 Kandidat	Tidak ikut serta	4.8	130	20	110				2.83
Uruguay	Broad Front / Frente Amplio (FA)	PR (Closed list)	TRS	6 kandidat	Tidak ikut serta	5.2	99	50	49	30	15	15	2.65

# Perbandingan Desain Sistem Pemilu & Hasil ENPP di Indonesia

<i>Tahun</i>	<i>Sistem Pemilu Presiden</i>	<i>Sistem Pemilu Legislatif</i>	<i>Jumlah Kandidat Presiden Putaran I</i>	<i>Petahana</i>	<i>Presiden Terpilih</i>	<i>Partai Koalisi Presiden Putaran I</i>	<i>DM</i>	<i>Jumlah Kursi Legislatif</i>	<i>Kursi Koalisi Partai Presiden</i>	<i>Kursi Partai Lain</i>	<i>ENPP</i>
2004	Majority runoff (TRS)	Proposional daftar semi terbuka	5	Ikut serta	Susilo Bambang Yudhoyono & Jusuf Kalla	Demokrat, PBB, PKPI	3-12	550	67	483	7.1
2009	Majority runoff (TRS)	Proposional daftar terbuka	3	Ikut serta	Susilo Bambang Yudhoyono & Boediono	Demokrat, PPP, PKB, PKS, PAN	3-10	560	317	243	6.2
2014	Majority runoff (TRS)	Proposional daftar terbuka	2	Tidak ikut serta	Joko Widodo & Jusuf Kalla	PDIP, PKB, Nasdem, Hanura	3-10	560	208	352	8.2
2019	Majority runoff (TRS)	Proposional daftar terbuka	2	Ikut serta	Joko Widodo & Jusuf Kalla	PDIP, PKB, Nasdem, Golkar, PPP	3-10	576	349	226	7.2